

A black and white photograph of two mountain goats standing on a dark, layered rock face. The goats are positioned in the upper right quadrant of the image. The rock face shows distinct horizontal and vertical geological strata. The overall scene is dramatic and rugged.

# CG Asset Management

---

*CG UK Index-Linked Bond Fund*

October 2024

**cgam**

# Disclaimer

---

CG Asset Management Limited ("CGAM") is authorised and regulated by the Financial Conduct Authority to carry on regulated activities in the United Kingdom.

The information contained in this Document has been prepared by and is the sole copyright of CGAM.

No representation is being made that the Fund or any other fund or account will or are likely to achieve profits or losses similar to those shown and, as with any investment, there is a possibility of profit as well as the risk of loss. Past performance is not indicative of future results.

The information contained in this Document is not investment, tax, accounting or legal advice and does not take into consideration the investment objectives, financial situation or particular needs of the recipient. Investing entails certain risks, including the possible loss of the entire principal amount invested. The recipient of this Document should seek its own financial, tax, accounting and legal advice in connection with any proposed investment.

No representation or warranty is made or given by CGAM or any of its members, officers, employees or affiliates as to the accuracy, completeness or fairness of the information contained in this Document. No responsibility or liability is accepted for any such information. The information in this Document has not been independently verified and is subject at all times to the conditions, caveats and limitations described in this Document. All opinions, projections and estimates constitute the judgment of CGAM as of the date of this Document and are subject to change without notice. The delivery of this Document at any time subsequent to the date of this Document will not under any circumstances create an implication that the information contained herein is correct as of any time subsequent to such date. No reliance may be placed for any purpose whatsoever on the information contained in this Document or on its completeness. Any risk guidelines referred to herein are internal risk guidelines and are subject to change by CGAM without notice to investors.

This Document is not intended to be distributed in any jurisdiction where such distribution is not permitted by the local law. Without prejudice to the generality of the foregoing, this document is not intended, and should not be construed as, marketing of any alternative investment fund for the purposes of any legislation implementing EU Directive 2011/61/EU on Alternative Investment Fund Managers in any member state of the EEA.

The information contained in this Document has not been approved by the UK Financial Conduct Authority or any other regulatory authority, nor has any regulatory authority passed upon the accuracy or adequacy of this Document.

# *CG UK Index-Linked Bond Fund*

---

*Overview*

**cgam**

# CG UK Index-Linked Bond Fund Overview

## Investment Objective



- To achieve **long-term capital appreciation and income growth** via long-only investment in UK government index-linked bonds
- Simple low-cost approach, no gearing, no short selling
- The fund is actively managed, without reference to a benchmark

## Fees and Structure



- Size: **£12m** (launched in October 2023)
- Management Fee: **0.15%** | Total Expense Ratio: 0.24%
- Daily priced Irish UCITS

## Investor Profile



The fund has a broad range of investors who typically exhibit the following characteristics:

- A long-term investment horizon
- An aversion to significant short-term losses
- A desire to generate returns that outpace inflation over the long term
- A focus on GBP-denominated returns

Overview

# CG Asset Management Overview

**2001**

*Founded*

Founded in 2001 by Peter Spiller, former Chief Investment Officer and Chief Strategist of Cazenove

**£3.1bn**

*AUM*

£3.1bn in assets under management

**2**

*Strategies*

Manages two strategies, absolute return and real return, across six funds

**13**

*Employees*

Team of 13, based in London

**262x**

*Return*

Low-cost offering, with fee reductions regularly reviewed

**2**

*Down Years*

Capital Gearing Trust ("CGT") has returned 262x since 1982, with only two down years

# CGAM in partnership with our clients

---

## What makes us different?

## What does that mean for our clients?

### The firm's founding principles



1. The client comes first
2. Don't be greedy
3. Have fun

#### In turn these principles mean that:

- We have and will close funds to **protect investors**
- We continuously strive to **lower fees**, even on closed funds
- We have **low staff turnover**

### Employee owned



- Majority owned by an Employee Ownership Trust, which means we will remain independent
- All portfolio managers are significant shareholders in CGAM

### The right incentives



- A significant majority of our own capital is invested in our funds
- Our interests are directly aligned with those of our clients

Overview

# CGAM Team

## Investments & IR



**Peter Spiller**

*Co - Chief Investment Officer*



**Alastair Laing**

*CEO, Fund Manager*



**Chris Clothier**

*Co - Chief Investment Officer*



**Hassan Raza, CFA**

*Portfolio Manager*



**Emma Moriarty**

*Portfolio Manager*



**Jock Henderson**

*Investment Analyst*



**Sophia Sednaoui**

*Head of Investor Relations*



**Katie Forbes**

*Head of Investor Relations of CGT*

## Operations



**Chris Taylor**

*Chief Operations Officer*



**Prath Ketheeswaran**

*Operations Apprentice*



**Jason Barlow**


*Senior Operations Manager*



**Finn**

*Chief Morale Officer*

## Risk & Compliance



**Amber Williams**

*Senior Compliance Officer*



**Sindy Somander**

*Finance & Reporting Manager*

# *Investment Process*

---

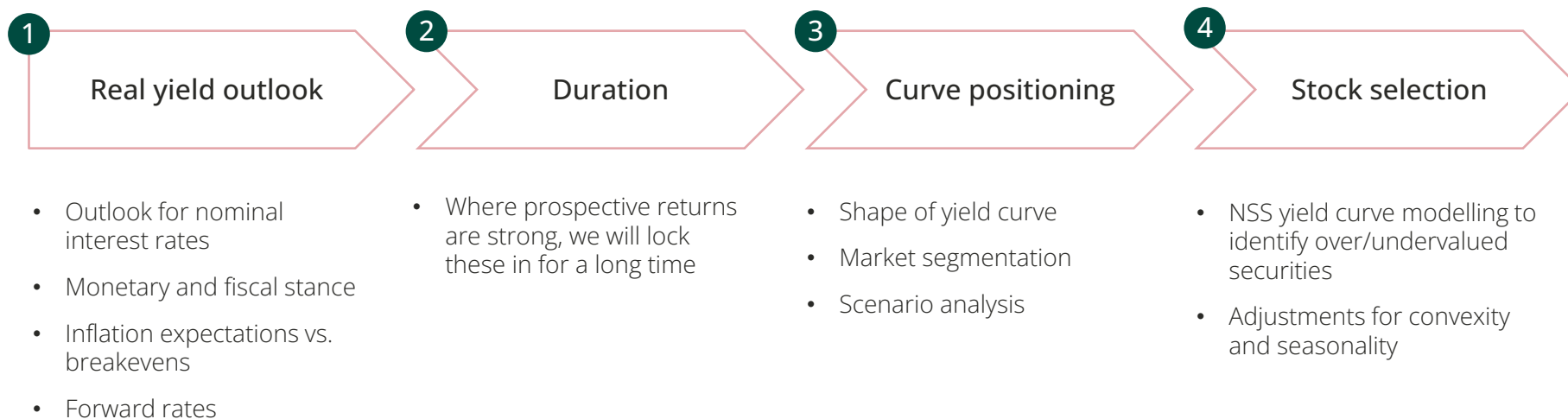
*CG UK Index-Linked Bond Fund*

**cgam**



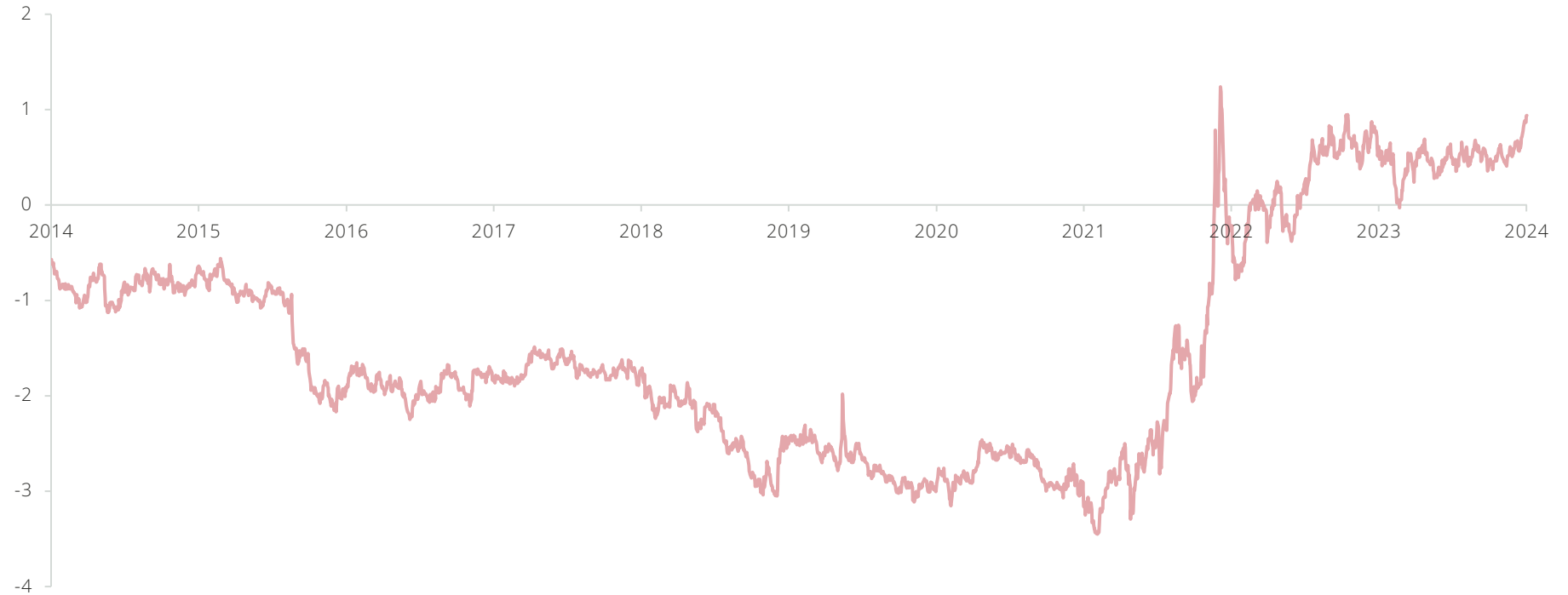
## The CG UK Index-Linked Bond Fund's positioning is decided via a top-down process

---



# Index-linked gilts have gone from being uninvestable to good value

UK 10 Year Real Yield (%)



Source: Bloomberg Finance L.P.

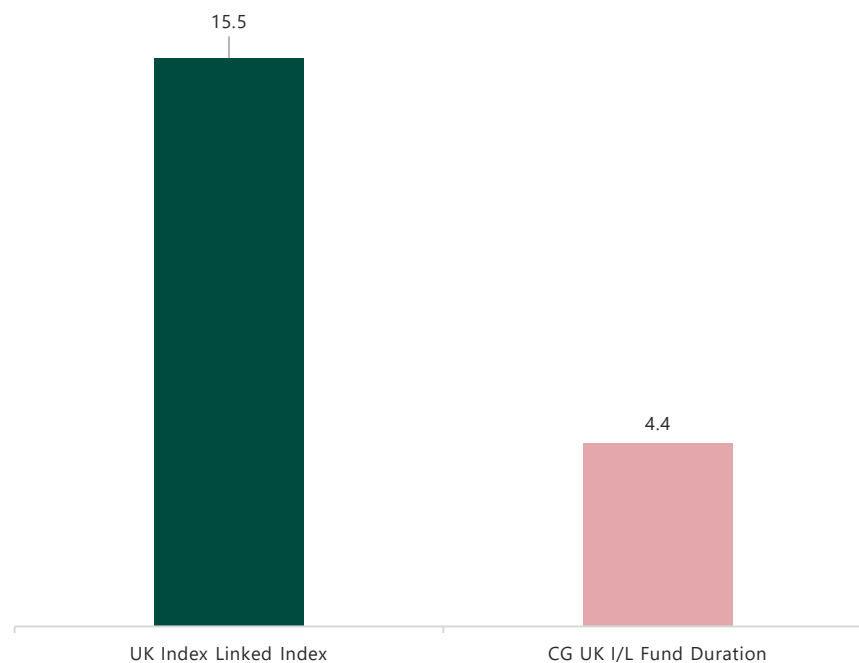
## Investment Process

**The long duration of the index has created large drawdowns which are inappropriate for private investors. The CG fund is a much shorter duration alternative**

UK Index-Linked total return index<sup>1)</sup>



UK Index-Linked Index duration (years)



1. UK Index-Linked Index refers to Bloomberg UK Govt Inflation-Linked All Maturities Total Return Index  
Source: Bloomberg Finance L.P.

# The shape of the yield curve is driven in part by non-fundamental factors which creates opportunities for active management

CPI-adjusted UK index-linked yield curve



Source: Bloomberg Finance L.P.


## We use a Nelson Siegel Svensson formula to identify individual under and overpriced bonds

---

$$y = \beta_0 + \beta_1 \frac{(1 - e^{-\frac{\mu}{\tau_1}})}{\frac{\mu}{\tau_1}} + \beta_2 \left( \frac{(1 - e^{-\frac{\mu}{\tau_1}})}{\frac{\mu}{\tau_1}} - e^{-\frac{\mu}{\tau_1}} \right) + \beta_3 \left( \frac{(1 - e^{-\frac{\mu}{\tau_2}})}{\frac{\mu}{\tau_2}} - e^{-\frac{\mu}{\tau_2}} \right)$$

## We then adjust our expected yields for the RPI / CPI wedge

UK Index-Linked Gilt Curve – CPI adjusted



# *CG UK Index-Linked Bond Fund*

---

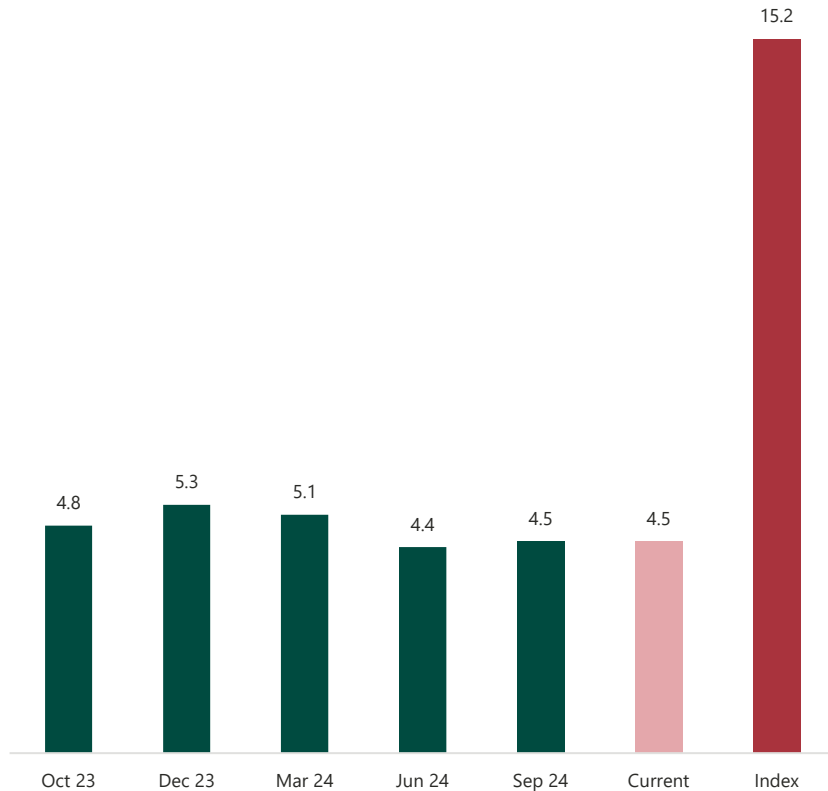
*Positioning and Returns*

**cgam**

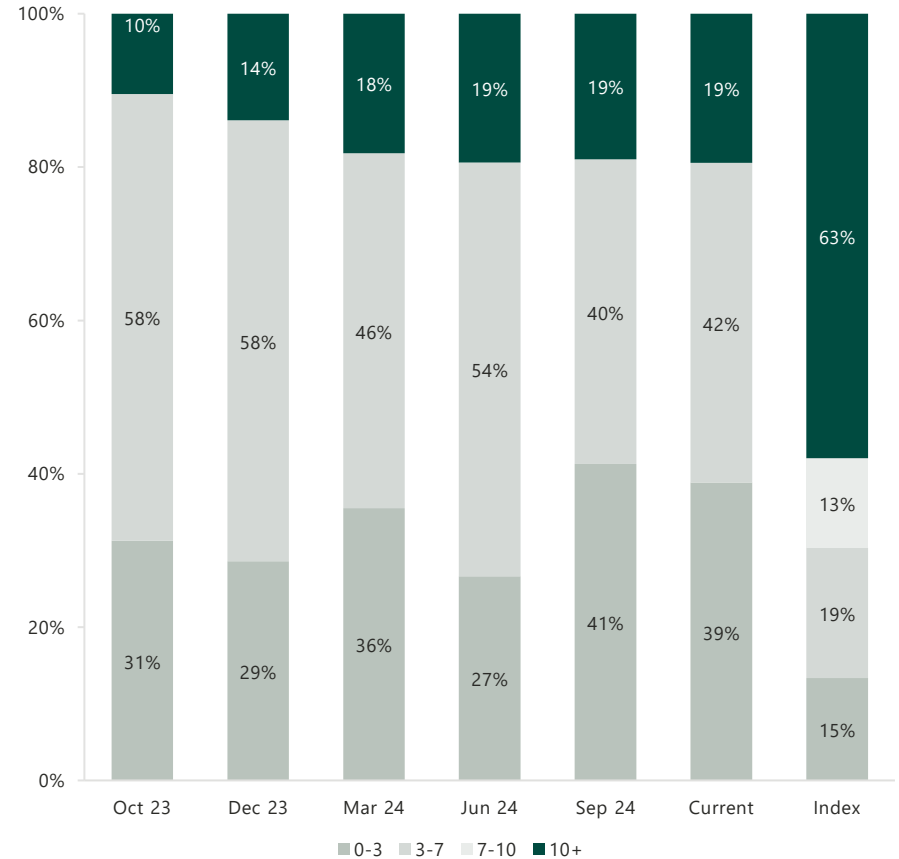
CG UK Index-Linked Bond Fund

# The CG UK Index-Linked Bond Fund has duration shorter than the index and its holdings are weighted to the front end of the UK index-linked curve

Portfolio Duration (Years)



Portfolio Curve Positioning – By Maturity Bucket (Years)

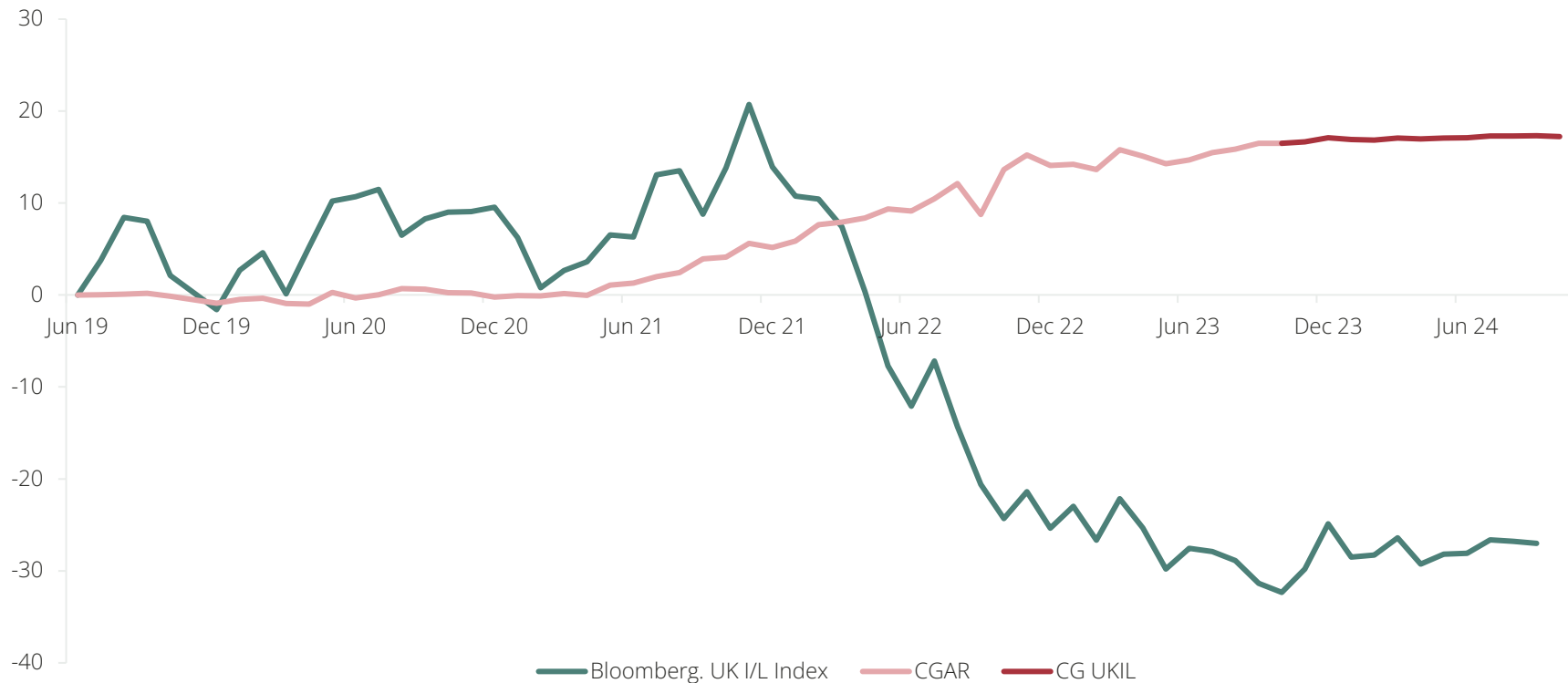


Source: Bloomberg Finance L.P., Northern Trust



# Our holdings of UK linkers have dramatically outperformed the index in recent years

## CG Performance – UK Linker Holdings



Source: Bloomberg LP, Northern Trust.

## Breakdown of holdings

Largest Bond Holdings		Credit ratings		Characteristics	
UK I/L 0.125% 22/03/26	28.1%	AAA	0%	Number of bonds	15
UK I/L 1.25% 22/11/27	18.6%	AA	100%	Yield to maturity (real)	1.1%
UK I/L 0.125% 10/08/28	17.5%	A	0%	Average maturity	4.8 Yrs
UKTI 2.00% 26/01/35	9.6%	BBB	0%	Average coupon (real)	0.5%
UK I/L 0.125% 22/03/29	4.6%	BB and below	0%	Composite rating	AA

Source: CGAM, Northern Trust

# *Why index-linked?*

---

*The role of index-linked bonds in a multi-asset portfolio*

**cgam**

## Why index-linked?

# Index-linked bonds are a fundamental component of a diversified portfolio

### Inflation as greatest risk to investor wealth

Against which equities are only a partial hedge

### Significant risk of inflation persistence

The historical record does not support a swift return to the target

### Historic outperformance vs nominal bonds

Such outperformance is likely to persist into the future

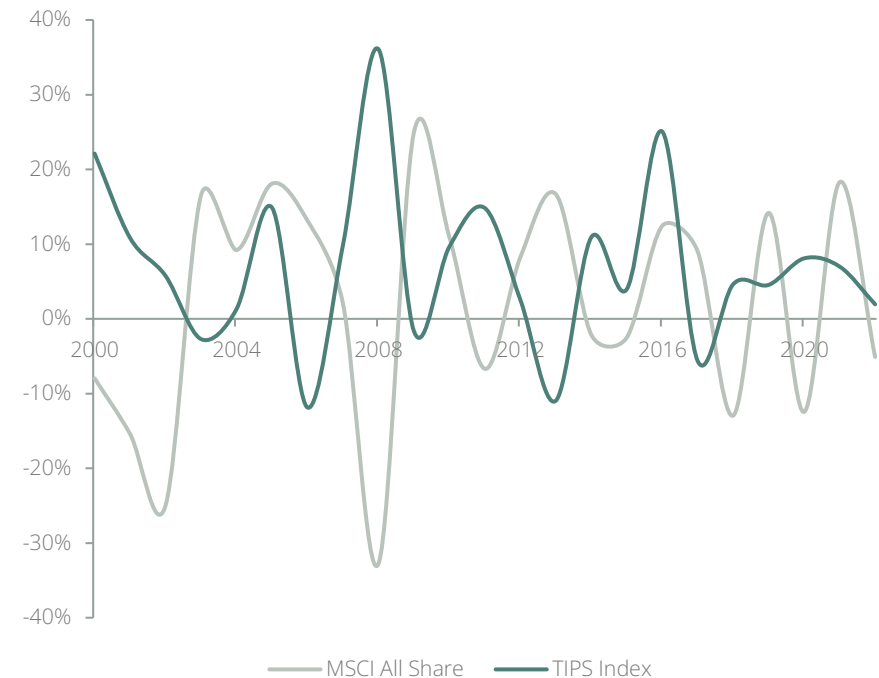
### Negative correlation with risk assets

Index linked have, historically proven to be a good hedge against a portfolio of risk assets

### Protection against financial repression

Only asset that we believe is likely to deliver protection

Annual Returns % of UK Stocks and TIPS – unhedged in GBP (1998 – 2022)



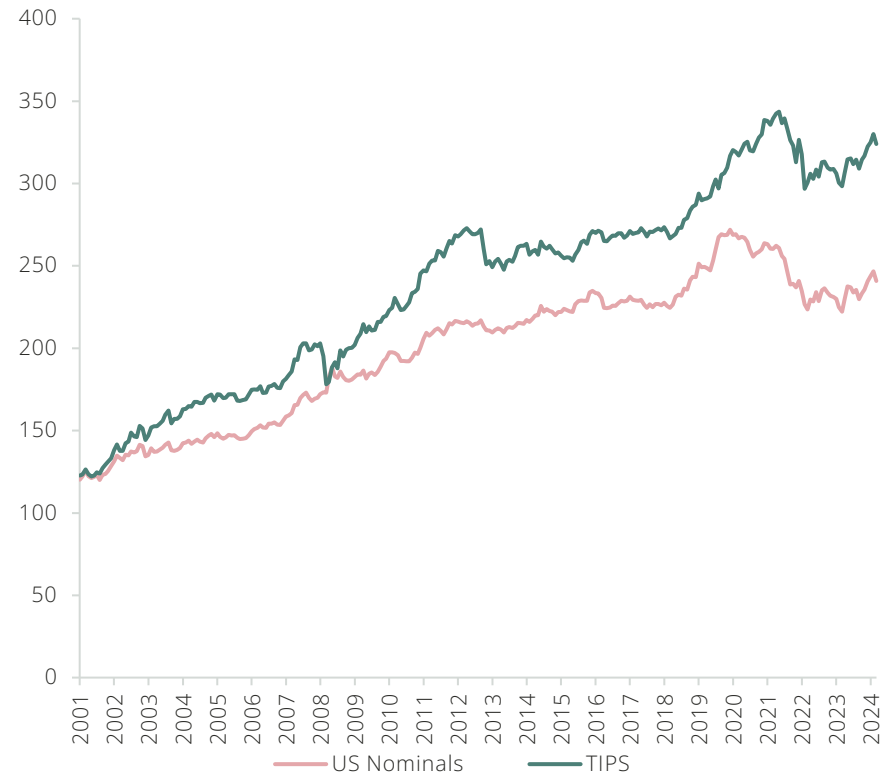
*Why index-linked?*

# Index-linked bonds have outperformed nominal bonds since the turn of the century. Why? Because the market systematically underestimates realised inflation

Index-Linked Bond – Total Returns (UK)



Index-Linked Bond – Total Returns (US)

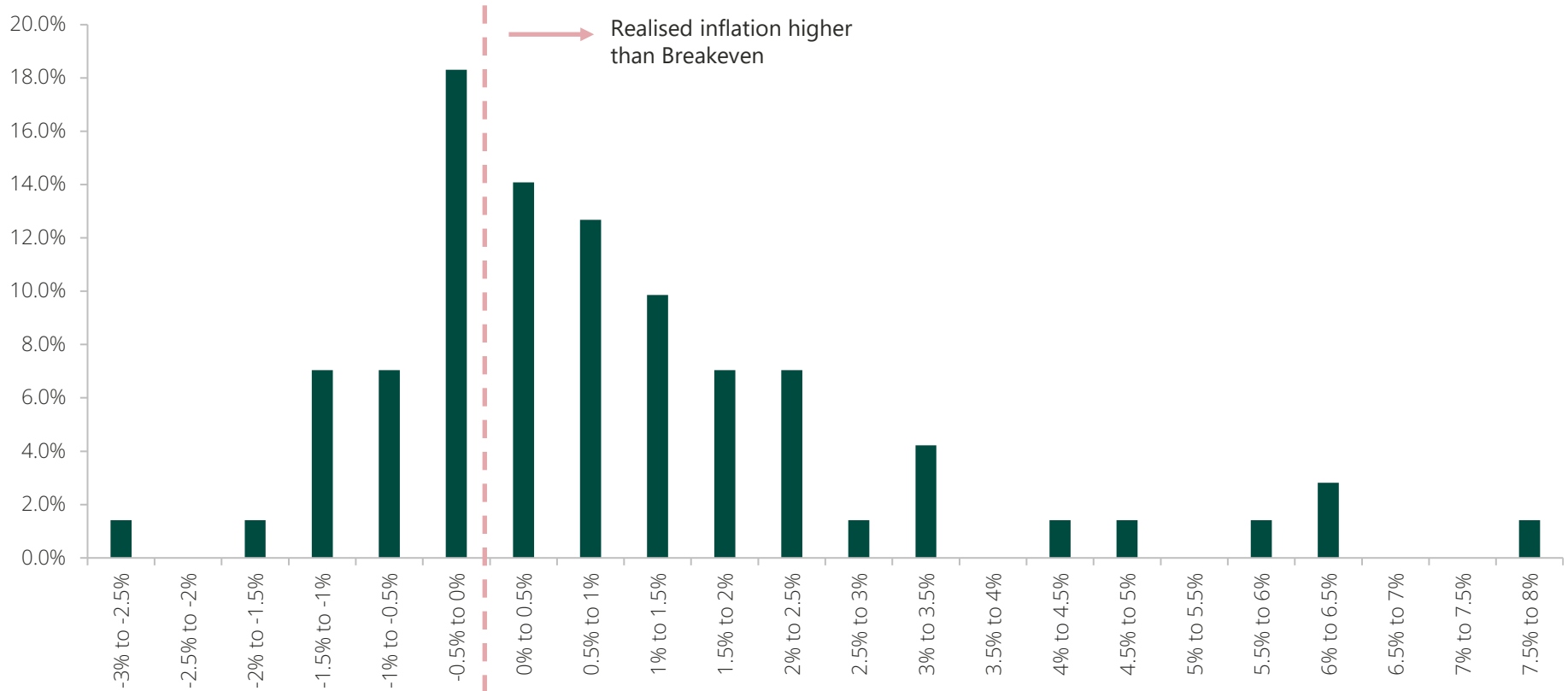


Source: Bloomberg Finance L.P.

Why index-linked?

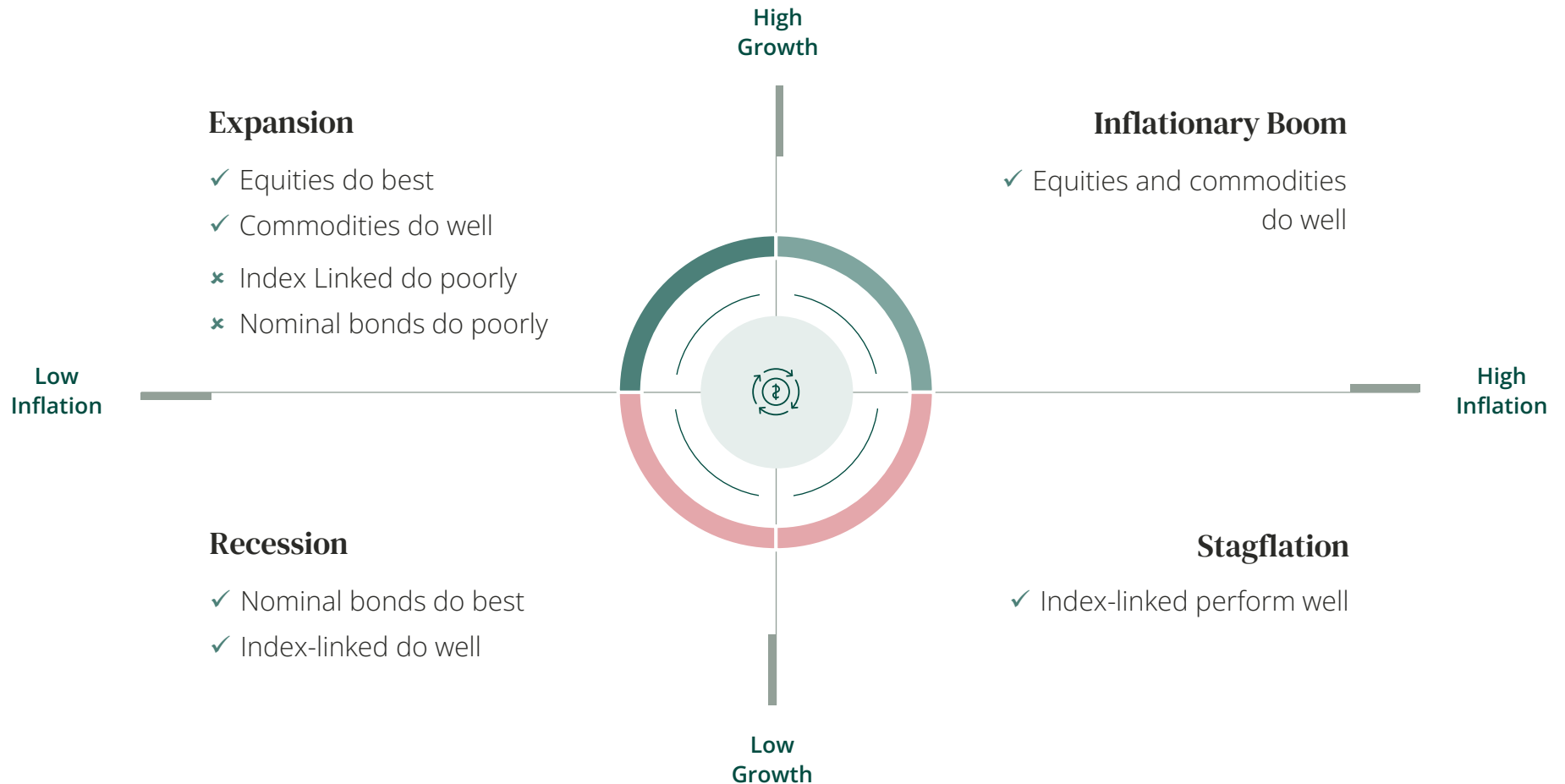
# A key reason is that markets routinely underestimate inflation – by an average of 1% since 2004

Difference between 2Y Breakeven and subsequent realised inflation (% annualised)



*Why index-linked?*

# Index-linked bonds perform well in scenarios where equities do not, and are the most reliable portfolio protector against stagflation



# *CG UK Index-Linked Bond Fund*

---

*Approach to Responsible Investing*

**cgam**



# The principles underpinning our approach to responsible investment

---

---

## **Be honest**

No greenwashing, no PR-led initiatives, no jargon. We believe in an accurate presentation of our activities not a marketing campaign.

---

## **One firm, one rule**

Our standards apply to all the funds we advise. We do not have ethical and by implication unethical funds.

---

## **Ethics, not mathematics**

There is no formula that can be applied in a uniform way to every situation. We emphasise judgement over simplistic third party ESG scoring systems.

---

## **Don't disinvest, engage**

When investors have the influence to effect change, it is most valuable to encourage positive transition rather than engage in blanket disinvestment.

---

## **Targeted**

As a small firm, we must focus our efforts where they will have the most impact, rather than taking a generalist approach.

---

## **Driven by governance**

Investors have multiple direct mechanisms to influence governance, so we primarily focus on governance even when the ultimate objective is positive social or environmental change.

---

## **Integration, not separation**

The entire team is collectively responsible for stewardship activities, with the ultimate responsibility lying with the chief executive. We do not have a standalone responsible investment team.

---

## **Act, with humility**

Every action results in both intended and unintended consequences. Reflect deeply on the risk that good intentions can lead to unintended negative outcomes.

# ESG integration into investment process

## Direct Government Securities

A majority of the assets held by the funds are invested in direct holdings of securities issues by governments including bonds, bills and cash. As our capacity to influence governments is extremely limited, our primary approach is to exclude sovereigns that do not maintain high ESG standards.

In order to help access these criteria we consider indices compiled by a range of NGOs and require sovereigns, at a minimum, to achieve strong rankings in at least four out of five of these criteria. In addition to using third party indices we also overlay our own subjective assessments which typically leads to material additional exclusions.

### ESG Criteria Applied

Index	Criteria
World Bank governance effectiveness index	Top quartile
World press freedom index	Good or satisfactory
Global freedom score	Free rating
UN human development index	Very high human development rank
Net zero by 2025 statement	Statement of intent by 2050 or earlier

### Resultant Investable Universe

United Kingdom	Japan
United States	Canada
Germany	Australia
Sweden	New Zealand
Denmark	

---

IR@cgasset.com

+44 20 3906 1643

20 King Street, London, EC2V 8EG

[www.cgasset.com](http://www.cgasset.com)

cgam